

© Product installation and operation guide



TYPE A RCBO



LIVE ELECTRICAL DISTRIBUTION UK LTD

ADD: Unit 4, Queensmead Place, Trafford Park, Manchester, M17 1PH

Tel: 0161 870 2592 Web: www.liveelectrical.co.uk

E-mail: sales@liveelectrical.co.uk



Ensure that these instructions are made available to the end user for future reference.

TYPE A RCBO

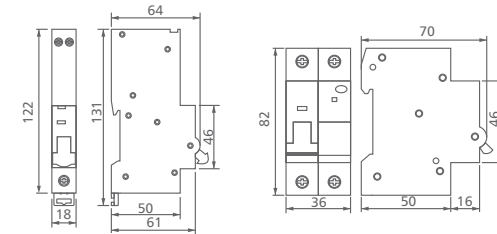
Construction and Feature

- Type -A: Protects against AC and pulsating DC.
- Provides protection against earth fault/leakage current, short-circuit, overload, and provides point of isolation.
- Provides complementary protection against direct contact .
- Protects electric equipment against insulation failure.
- L pole and N pole both have overload protection on 2 pole version.
- 10KA breaking capacity.
- Bidirectional

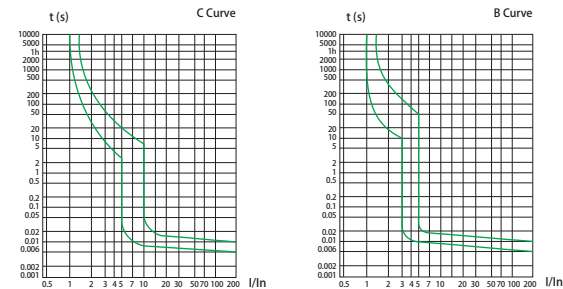
Technical Data

- Rated current(I_n): 6A,10A,16A,20A,25A,32A,40A
- Rated voltage(U_n) 230V AC
- Breaking capacity (I_{cn}) 10kA
- Rated residual current: 30mA
- Tripping characteristics: B,C
- Electrical endurance: 4000 cycles
- Mechanical endurance: 10000 cycles
- Installation:On symmetrical DIN rail 35mm
- Handle lock: ON/OFF Position
- Complies with BS EN 61009-1

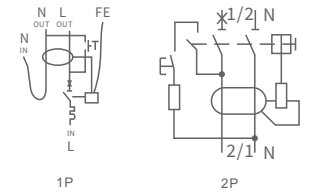
Product Dimension



Tripping characteristics



Wiring Diagram



Installation

- The external magnetic field of the place where the RCBO is installed shall not exceed 5 times of the geomagnetic field in any direction;
- The installation position shall be vertical and the inclination in each direction shall not exceed 10.
- Class of pollution: 2
- Installation category: II

Connection capacity

- Flexible conductor 10mm²
- Rigid conductor 16mm²